



FabriFrame

This sturdy, yet compact backwall makes it quick and easy to set up at multiple shows



Parkes
01767 603930

Print | parkesprintgroup.com
Gifts | parkespromo.com
Expo | parkesexpo.com




FabriFrame | the fabric backwall solution

This sturdy, yet compact backwall makes it quick and easy to set up at multiple shows

Made from a strong, lightweight, tubular aluminium frame, perfect for defining an exhibition area.

The fabric graphic comes in one complete piece eliminating the problem of visible join lines commonly encountered on the traditional multi-panel exhibition backdrops.

- ✔ Quick to assemble and easy to carry
- ✔ Aluminium framework collapses down into wheelable carry bag
- ✔ Securely held textile graphics - iron free and foldable
- ✔ Straight and sits flat to a wall, no curves taking up valuable space
- ✔ Graphic is printed both sides promoting your brand from both directions



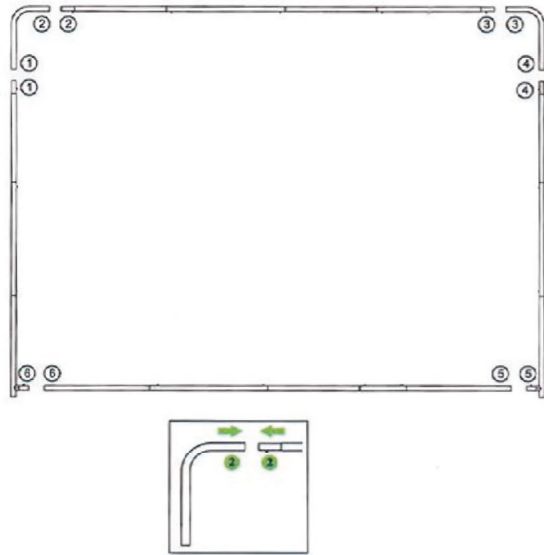
Collapsible frames



Acts as a great backwall for video and photography presentations



Both frames come complete in a carry bag



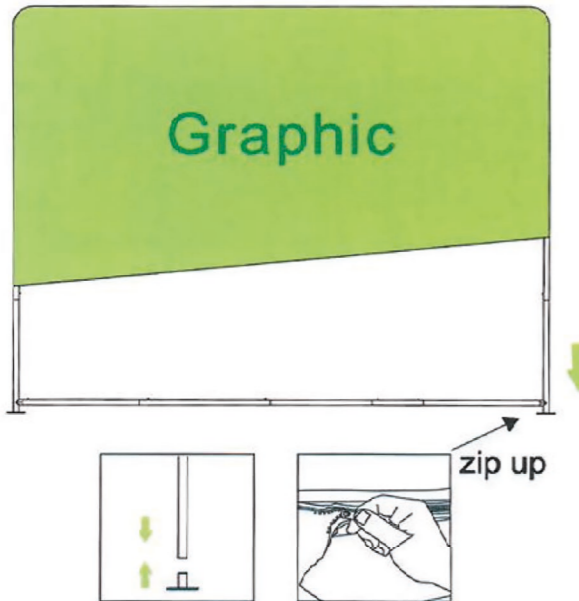
#1

Connect tubes of the frame together. The tubes are numbered as shown to help you in assembling the frame correctly.



#2

Pull the black out sock over the frame from the top. Pull down the sock until it is taut and zip up along the bottom.



#3

Now pull the graphic sock over the top of the black out sock and repeat the process of pulling down and zipping at the bottom. Attach the feet to the bottom of the frame.



#4

Manouver the backdrop into position and you are ready to go.

BackdropCare

Using and storing the backdrop

Handling: Hands should be completely clean before handling the fabric. This includes avoiding the use of hand cream, which can stain or leave behind a residue that attracts dust and dirt. If necessary, wear gloves during the installation and take-down processes.

Cleaning if required

- To clean a banner, gently wipe it down with a soft, damp cloth with no cleaning solution. Don't use a microfibre or abrasive cloth, as these will damage the fabric.
- Can be washed on a gentle 30° wash and ensure it is thoroughly dry before packing away. Do not use abrasive cleaners or cleaners containing ammonia or solvents.

Storage:

Banners should always be rolled without any creases.

- Ensure that the fabric is completely dry before packing away the fabric.
- Dampness can cause the banner to mildew. Choose a climate controlled storage area, as extreme temperatures will damage the fabric.

This backdrop is for indoor use only


**ASK
FOR A FREE
DEMONSTRATION**

Parkes

display&expo




Exhibit Smarter



Inspiring Design



Quick & Easy



Quick & Easy



Flexible & Portable



Exhibition Solutions