

FabriFold

Lightweight and compact solution to create a quick and easy fabric backdrop wall. Perfect for video recording and exhibitions.



Parkes
01767 603930

Print | parkesprintgroup.com
Gifts | parkespromo.com
Expo | parkesexpo.com



FabriFold | the fabric wall solution

Retaining the highly portable design of the pop up, the innovative **FabriFold** creates a seamless display that is very quick to erect.

Ideal for video recording, trade shows, conference backdrops and other presentations.

Create a straight wall or a continuous 90 degree corner (ideal for shell schemes)

Reverse printed graphics create an island display (ideal for space only stands)

Replacement graphics readily available

- ✔ Straight and sits flat to a wall, no curves taking up valuable space
- ✔ Textile graphics – easy to fold up
- ✔ Frame collapses easily into wheelable soft carry bag
- ✔ Lightweight, easy to carry and travel friendly

Framework and graphics fit into bag 880 x 350 x 190mm



Anti reflection graphic makes it a great backwall for video and photography presentations.



Choose your fabric wall

The **FabriFold** comes in three different widths shown below

Price includes: framework, carry bag & printed graphics on the front and two sides

1508mm wide x 2242mm high x 343mm deep	£549.97
2242mm wide x 2242mm high x 343mm deep	£749.97
2974mm wide x 2242mm high x 343mm deep	£899.97

Replacement Graphics

1508mm wide x 2242mm high x 343mm deep	£399.97
2242mm wide x 2242mm high x 343mm deep	£499.97
2974mm wide x 2242mm high x 343mm deep	£599.97

"The FabiFold is great, it worked well for us"

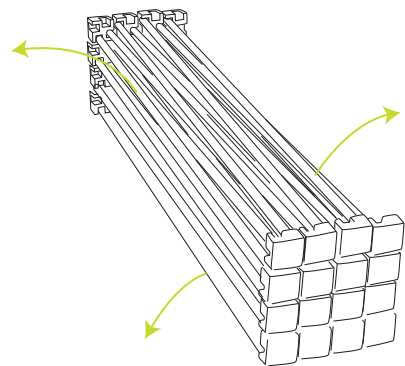


FabriFold is 2.25m high, designed to fit inside shell schemes



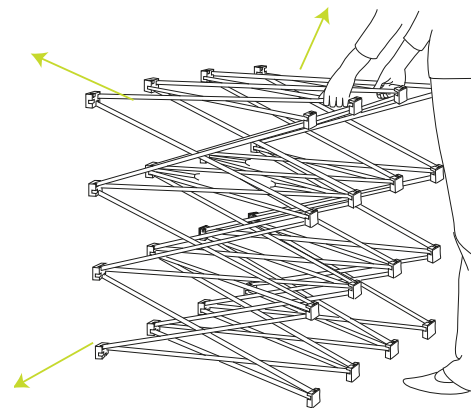
FabriFold | Assembly Instructions

The **FabriFold** range has been designed to be adaptable to a wide variety of display environments.



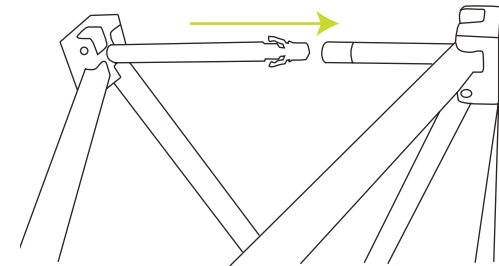
#1

Unpackage the **FabriFold** frame and allow the sections to stretch out



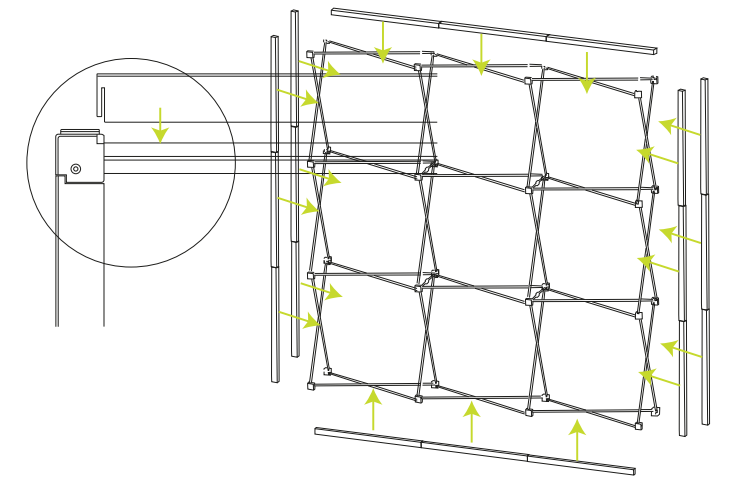
#2

Continue to stretch out the **FabriFold** frame in all directions to create the wall body.



#3

When the frame is near it's full size you will notice the connector rods shown. These slot into each other until they click in place.



#4


The fabric tension bars connect along all long edges and hold the frame rigidly in position. Notice these also slot into each other as shown in the diagram.



#5

Begin assembly with the frame flat on the floor. Locate the white hubs and position this side face up. Wrap the fabric graphic around the frame.

Note: Ensure that the slots for the feet are at the top and bottom before fitting the graphic. (Only the bottom feet are required).



#6

Work the beading into the slot around the side of the leading edge which is the front face of the graphic.

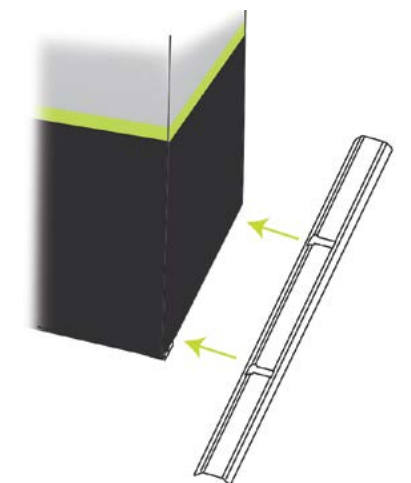
Roll the graphic over the beading and insert into groove to keep a clean edge.



#7

Pull the fabric taught around the frame and feed the beading into fabric tension bars.

Repeat this for each of the side panels.



#8

Finally, stand the **FabriFold** up and attach the stabilising feet into the slots on the bottom of the frame.

Dismantling the frame:

To avoid damaging the frame, ensure all purple connector rods are released before collapsing.

The Finishing Touches:

Give time for creases to come out. Graphics may need to be mounted on the frame in advance to enable any fold creases to come out.

FabriFold Present Smarter on Camera

The perfect backdrop solution for the professional video meeting and recording experience.

Ideal for :


- Any online client meeting
- Sales presentations
- Webcam
- YouTube and social media videos
- Blog posts
- How to videos
- Staff meetings/training and much more

VIDEO PERFECTION

fabric has no glare and reflections as seen with PVC alternatives

Acts as a great backwall for video and photography presentations. Suitable for both sitting and standing presentations.

- ✓ **Fast and tool free** to pop up
- ✓ **Blockout on fabric** ensures no shadows or reflections of what's behind including windows
- ✓ **Compact and lightweight** to store



Sizes to suit your home or office

1508mm wide x 2242mm high x 343mm deep

2242mm wide x 2242mm high x 343mm deep

Easy to convert your home office into a professional presentation studio for client meetings and recordings with a seamless display that is quick to erect



From kitchen to conference room in minutes



Completely covers the background and no risk of camera glare.



Framework and graphics fit into wheelable bag 880 x 350 x 190mm

MANY OTHER SIZES ARE AVAILABLE TO SUIT YOUR REQUIREMENTS



We asked Parkes Expo to provide us with a cost effective option using our own designed images of our machines to be displayed on a dividing wall between our stand and a neighbouring stand at the Lamma Show 2020. We wanted the wall to be reusable light and compact to make for easy transportation. We were advised to use the FabriFold option.

With the expert assistance of Parkes Expo and Displays we went ahead. They handled everything for us. The design was agreed and then Parkes delivered, installed and also returned the FabriFold wall to our address after the event. We were very pleased with the service that we received and are very happy to recommend their services to other exhibitors.

For large indoor events, it is a requirement to screen off between your stand any neighbouring stands. This option was perfect for us. Thank you to Parkes Expo and Displays for all your support this year at the Lamma show. Thanks Sarah.

Regards Steve Gillman at Arcusin UK Ltd.



Case Study

Safety Equipment Manufacturers & Distributors

"I have been provided your details as a good contact for marketing materials. I work in the same office as Julian, however for a different company called RPB Safety.

We are displaying in a large Health and Safety Expo in London on the w/c 19th June and require some back drop banners. I have attached an images of what we are after.

Given UK is all in Meters, whereas the US banners are in Feet, rather than send them over we are looking to re-print some for the UK which we can then keep over here. Is this something you can assist with?"

Solution:

Fabrifold	1523 x 2255	Qty: 2
Fabrifold	2239 x 2255	Qty: 1
Fabrifold	2972 x 2255	Qty: 1

Outcome:

Photos of the impressive stand used at multiple shows have created an excellent presence on social media.



Case Study

Workwear Supplier

We are looking at a backdrop with a laptop stand so when we have virtual meetings with customers they see the backdrop too?

Can you quote us on 7 please and delivery within three weeks around Europe

Solution:

The FabriFold worked well as it's compact to fit in the office and at home and fast turnaround.

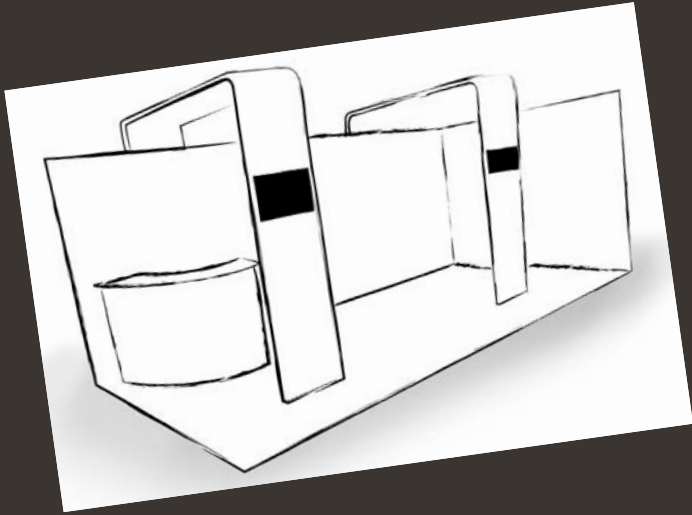
Customer Feedback

Many thanks ... excellent service. They then came back and bought an extra fabrifold for another office.

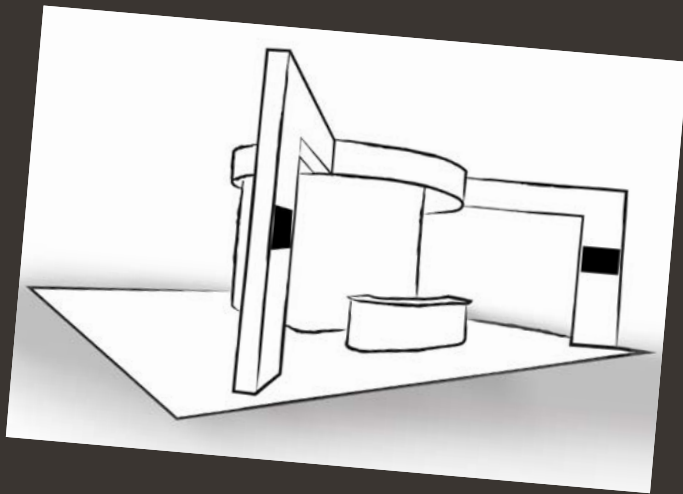


Counters available for **£229.00** each complete with a printed graphic wrap

How We Work



Send Us a Sketch!



We'll transform your sketch into a presentation and put together a quote

Then when you have confirmed the project...

We will provide graphic panel plans for your designer or you're welcome to use our design team

Self building? We'll supply you with build drawings or you're welcome to use our installation team

Make a smart decision and call us now for a FREE demonstration



Exhibit Smarter



Inspiring Design



Quick & Easy

Parkes Display & Expo | 41 Hitchin Street | Biggleswade | Bedfordshire | SG18 8BE
01767 603930 | sales@**parkes**expo.com | www.**parkes**expo.com