

BannerGuard

Offering protection at any point of meeting with our popular roller banner system, available branded or unbranded.

- ✓ **Fast to assemble** and dismantle, light to carry
- ✓ **No tools** required
- ✓ **Special package discount** for ordering multiple banners
- ✓ **Full design service** and artwork enhancement available



White background can be added behind your branding



Branding shown on a clear background

We're here to help

Need help with the design of your display system?

Call our dedicated sales team on **01767 603930** for advice

Parkes Display & Expo | 41 Hitchin Street | Biggleswade | Bedfordshire | SG18 8BE

Parkes
01767 603930

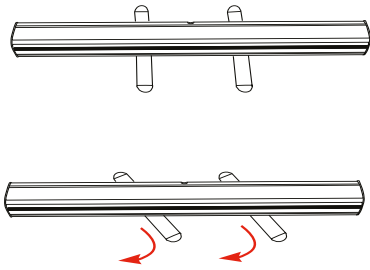
Hardware Specifications
Available in four widths 800, 850, 1000 and 1500mm
All the sizes have a depth of 195mm

Hight
Fixed height of 2000mm



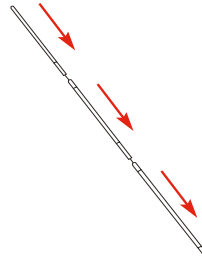
Assembly Instructions

1



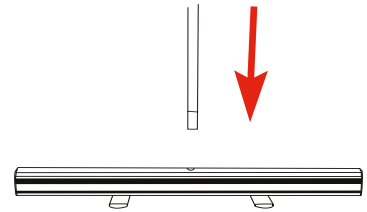
Twist the stabilising feet out into the correct position

2



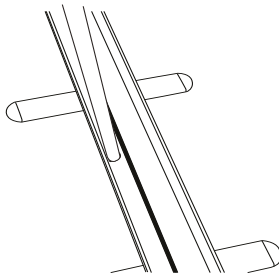
Slot the pole section together

3



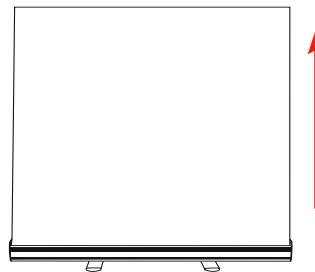
Locate the hole in the top of the cassette

4



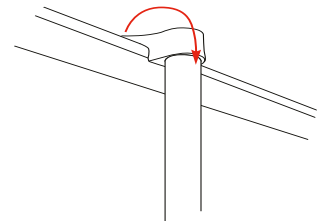
Insert the pole firmly into the cassette

5



Lift up and unroll the banner

6



Fix the top of the banner into the clip at the top of the pole



Exhibit Smarter



Inspiring Design



Quick & Easy



Quick & Easy



Flexible & Portable



Exhibition Solutions