

InfoPost


Parkes
display&expo

Combined display and literature post

The Info post is a graphic and literature post, great for demonstration and exhibition environments, an ideal solution for displaying information

Features & Benefits

- ✔ Bespoke graphic shapes available
- ✔ Easy to change graphics
- ✔ Hard wearing anodised aluminium construction
- ✔ 50mm round modular post system as standard
- ✔ Supplied with 3 adjustable A4 leaflet holders
- ✔ Graphics printed single or double sided



Vertical position and angle of the leaflet holder can be adjusted

Exhibiting
**Made
Smarter**

Hardware Specifications

Overall assembled size
2060mm (h) x 523mm (w) x 450 (d) approx

Post Specifications

50mm round modular post system
450mm dia steel dome base

Additional Options


Call our sales team on 01768 603930
and tell us what you need

Assembly Instructions

InfoPost Includes:



450mm dia Steel dome base & M10 bolt
(weight 6kg approx)



Male post x 1
(weight 1kg approx)




Allen key set



Multi-angle Fixing x 3



Leaflet holder kit x 3
(weight 4.5kg approx)



Female post x 1
(weight 1kg approx)



PVC clear washer x 1



Brass Insert (rail Fixing) x 3



Attach leaflet holder to the post. Slide flat bar of holder into the channel of linear post.

Ensure thumb fastener threads are flush to the flat bar.

Position & angle holder to suit, tighten both thumb fasteners to secure the holder to the post. Repeat step for remaining holders.



To attach the stand off's, place the rail fixing into the channel on the linear post and twist the bottom section off the stand off until securely in place. Place the graphic into place within the stand off and tighten grub screw until tightly in place.



Align and slide female post over male post.



Attach base to male post using M10 bolt and allen key. Ensure clear washer is between base & post