



CounterQuick

Extremely quick to build indoor/outdoor promotional display counter



Parkes
01767 603930

Print | parkesprintgroup.com
Gifts | parkespromo.com
Expo | parkesexpo.com



CounterQuick

weatherproof
display
counter

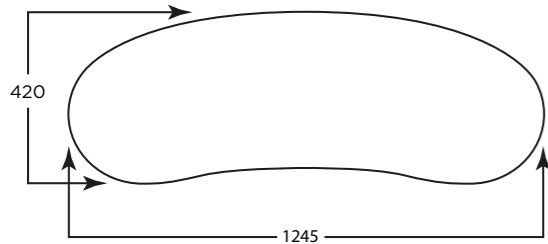


The **CounterQuick** is a large counter that is extremely quick to build

- ✓ **Robust and weather resistant** for outdoor use
- ✓ **Assembly** fast, simple and tool free
- ✓ **Portable and compact** everything fits neatly into shoulder carry bag
- ✓ **Replaceable graphics**
- ✓ **Food/catering** approved material as per directive (90/128/ECC)
- ✓ **Counter tops** available in silver, wood effect, white/black leatherette



Counter tops various colours



Assembled dimensions:
1245(w) x 420(d) x 910mm(h)
Total weight: 13.2kg

Large internal storage includes removable shelf



Counter and graphics all fit into the carry bag with shoulder strap.

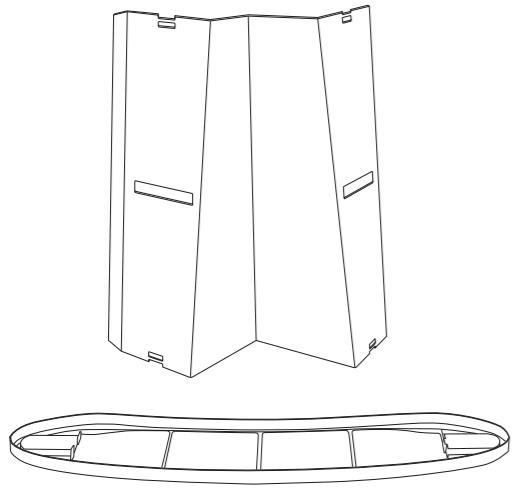
Ideal Uses:

- ✓ Meet and greet
- ✓ Road shows and exhibitions
- ✓ Presentations and lectures
- ✓ Shopping centres and outdoor events
- ✓ Promotions, demonstrations and sampling
- ✓ Ideal for meeting people and video presentations
- ✓ Ideal for all weather outdoor events




CounterQuick | weatherproof display counter

The **CounterQuick** can be assembled in minutes using these quick and easy steps



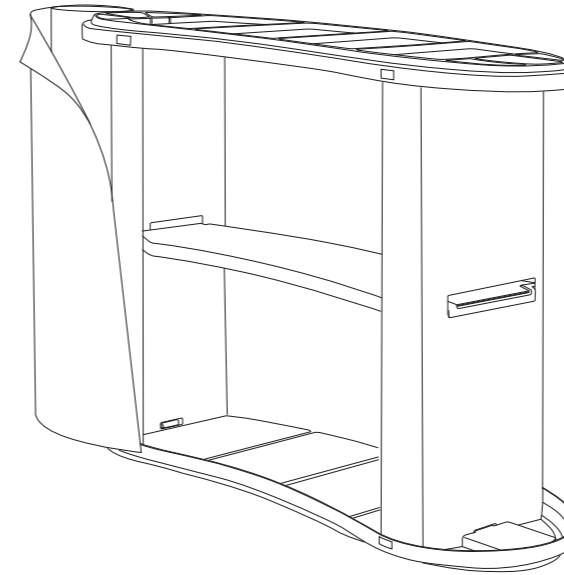
#1

Place the base plate on the floor and unfold the support board.



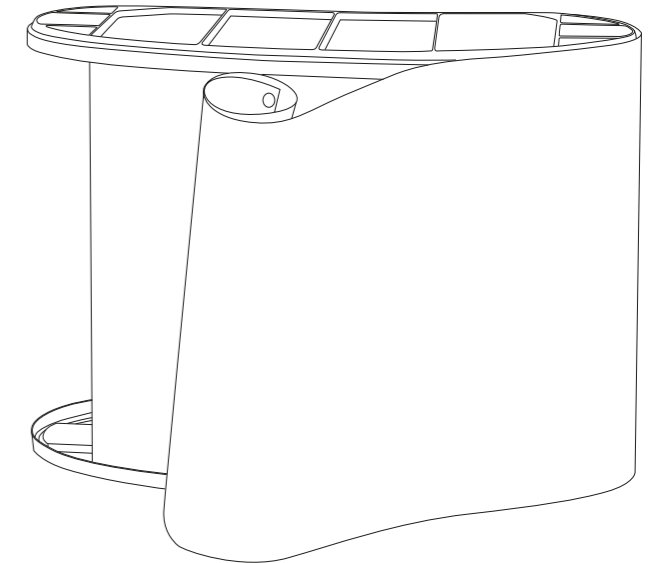
#2

Insert the support board into the base plate locating the footings through holes in the board.




#5

Take the wrap roll and attach to the top and base plate using the velcro fasteners.




#6

Unroll the wrap around the outside of the frame round the front working your way around to the back on the other side.



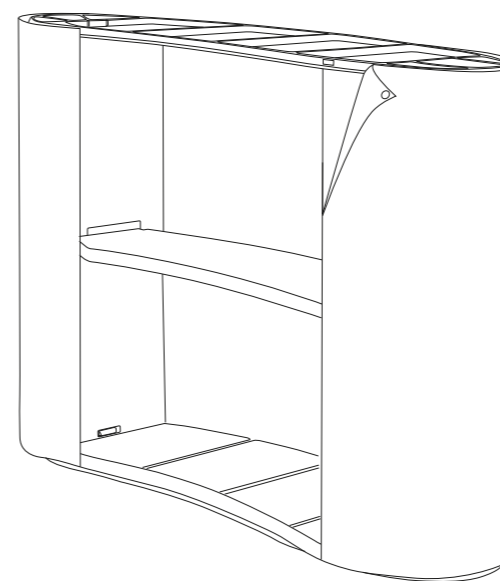
#3

Hook one end of the shelf through the centre slot in support board then lower the shelf down and through the slot in the other side.



#4

Attach the top plate through the holes in the support board in the same way as the bottom.



#7

When the wrap is fully unrolled attach the wrap to the velcro fasteners



#8

Finally, place the counter top on the the top plate of the **CounterQuick** making use of the storage in the back keeping everything neat and tidy.

Quick and easy to assemble...

Unpacked and up in minutes

CounterQuickMini

This **CounterQuickMini** is smaller than the **CounterQuick** and packs down into a very compact and portable solution

Lightweight product for ease of transportation from one venue to another, weighing only 8.25 kg including all components and graphic with graphic tube



Counter tops various colours

Counter height: 910mm
Dimensions: 805(w) x 415(d) x 910mm(h)




Counter and graphics all fit into the carry bag with shoulder strap.



Ideal Uses:

- ✓ Meet and greet
- ✓ Road shows and exhibitions
- ✓ Presentations and lectures
- ✓ Shopping centres and outdoor events
- ✓ Ideal for outdoor events
- ✓ Promotions, demonstrations and sampling
- ✓ Ideal for meeting people and video presentations




ASK
FOR A FREE
DEMONSTRATION

Parkes

display&expo



Exhibit Smarter



Inspiring Design



Quick & Easy



Quick & Easy



Flexible & Portable



Exhibition Solutions