

CounterCase

Parkes
display&expo

Two in one – Transportation case to counter in double quick time!

The spacious sturdy 'clam style' transportation case, converts quickly into a stylish and surprisingly large sized counter. With a large wrap around table top and your graphics on the front panel – it is the perfect counter to welcome your guests.

Complete with two detachable shelves for storage of brochures and point of sale items, this versatile case has it all. Afterwards, store your pop-up display (will comfortably house a 3x5 pop-up) plus wrap, table top and shelves inside the Pigeon and just wheel it away!

Features & Benefits

- ✔ Convert case to a counter in minutes
- ✔ Inviting meeting point to gather around
- ✔ Large area for message exposure
- ✔ Internal shelves for storage
- ✔ Top available in black, silver, birch or white laminate
- ✔ Case on wheels for transportation
- ✔ Simple and easy to put together
- ✔ Surface easy to keep clean and neat
- ✔ Durable construction
- ✔ Great design and lifetime guarantee
- ✔ Graphic tube included
- ✔ Large hinged table top with integral locking nuts to secure quickly in place
- ✔ Will comfortably house a 3x5 pop-up, wrap, shelves and table top



CounterCase 1430(w) x
1020(h) x 595mm(d)

Exhibiting
**Made
Smarter**

Hardware Specifications

Assembled dimensions of case

Case Open 1430(w) x 1020(h) x 595mm(d)
Case Closed 660(w) x 1010(h) x 430mm(d)

Hardware Weight

Weight (empty):

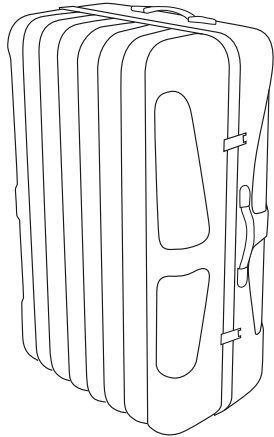
19.3 kg

Additional Options

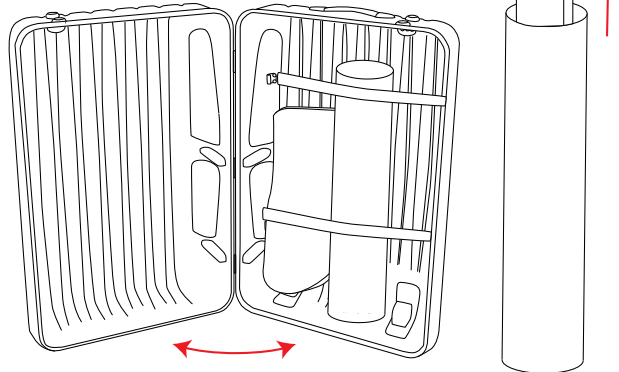
Custom sizes also made - Call our sales team on 01768 603930 and tell us what you need

Assembly Instructions

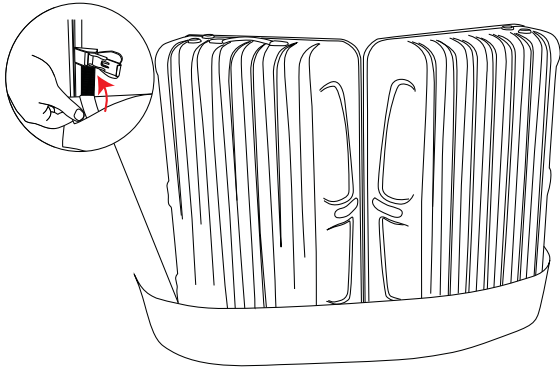
1



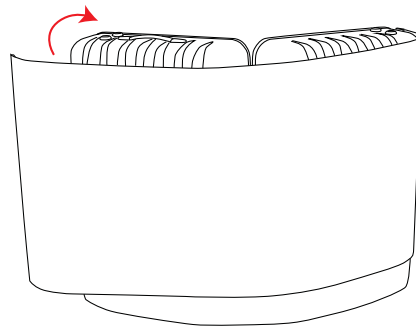
2



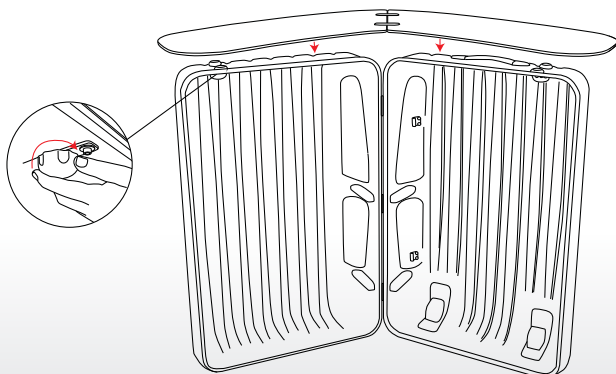
3



4



5



6



Exhibiting
**Made
Smarter**